



Tower Series

“The Turning World”

Let your customer see your world from a fixed position. Show your tiles in a comfortable way.



Tower Series | Turning Tower

Display measures
710 X 2040

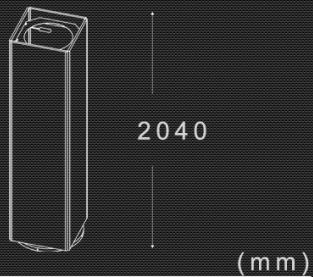
Panel measures
400 X 2000 X 16 mm

Packing measures
2060 X 640 X 280mm

Weight (Package included)
128 KG
Max weight by panel
16 KG

Logo
Optional

Heights




Container

63/20

126/40





Colour



Tower Series | Turning Holder

Display measures
885 X 2040

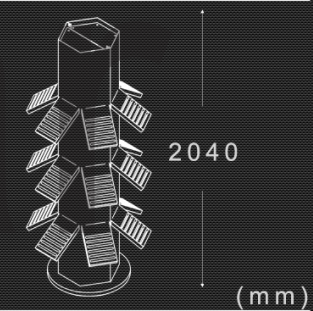
Tile measures
170 X 340 X 10mm

Packing measures
2060 X 880 X 400mm

Weight (Package included)
148 KG
Max weight by panel
0.5 KG

Logo
Optional

Heights



Container

30/20

65/40





Tower Series | TC-1 12P

Display measures
580 X 871 X 1240

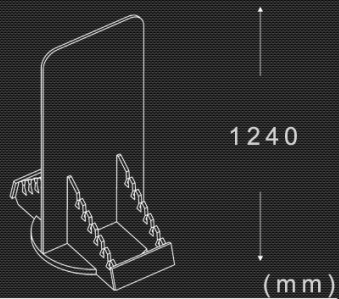
Tile measures
600 X 600 X 12mm

Cartoon box packing measures
1220 X 600 X 100mm

Weight (Package included)
26.2 KG
Max weight by panel
9 KG

Logo
Optional

Heights



Container

180/20

380/40





Colour



Tower Series | MT-2

Display measures
770 X 1970

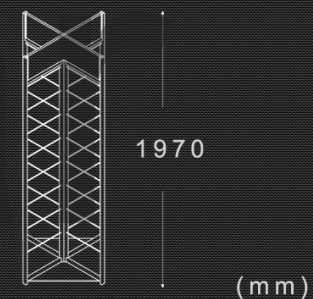
Tile measures
300 X 300mm

Packing measures
2060 X 850 X 250mm

Weight (Package included)
100 KG
Max weight by panel
3 KG

Logo
Optional

Heights



Container

66/20

154/40





Tower Series | MT-3 24P

Display measures
830 X 2040

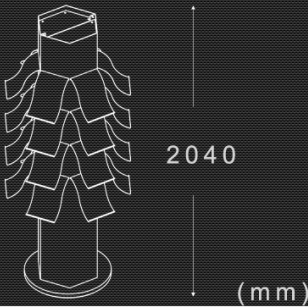
Tile measures
300 X 200mm

Packing measures
2060 X 880 X 400mm

Weight (Package included)
150 KG
Max weight by panel
1.5 KG


Logo
Optional


Heights



Container

30/20 65/40





Colour



Tower Series | MT-4 96P

Display measures
650 X 2040

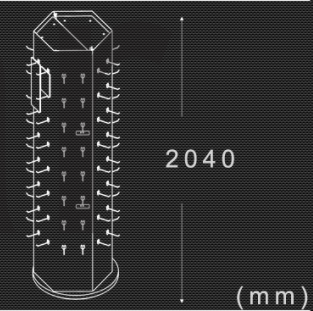
Tile measures
300 X 100mm
100 X 100 mm

Packing measures
2060 X 1050 X 420mm

Weight (Package included)
149 KG
Max weight by panel
0.8 KG

Logo
Optional

Heights



Container

24/20

54/40



